

# Zambia

## Country context

Total population <sup>1</sup>	<b>10,924,255</b>
Surviving infants <sup>1</sup>	<b>407,000</b>
Infant mortality rate (deaths under 12 months/1000) <sup>1</sup>	<b>102</b>
Child mortality rate (deaths under 5 years/1000) <sup>1</sup>	<b>180</b>
Amount spent on health/person <sup>2</sup>	<b>\$19</b>
Gross National Income (GNI per capita) <sup>3</sup>	<b>\$340</b>

### GAVI specific information

Financial Sustainability Plan (FSP)	<b>Received 2003</b>
Data Quality Audit (DQA)	<b>Received 2003</b>
Last progress report	<b>Received 2003</b>

1. United Nations Population Division, estimates for 2004
2. 2003 World Health Report, World Health Organization, "Per capita total expenditure on health at average exchange rate (\$US)"
3. World Bank, 2002 GNI

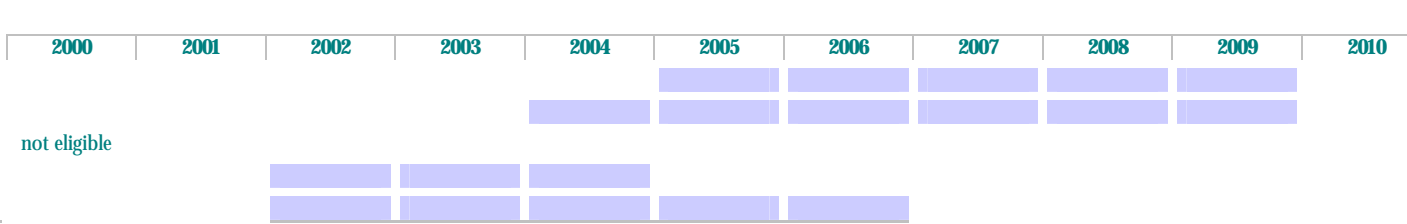


## GAVI /Vaccine Fund support

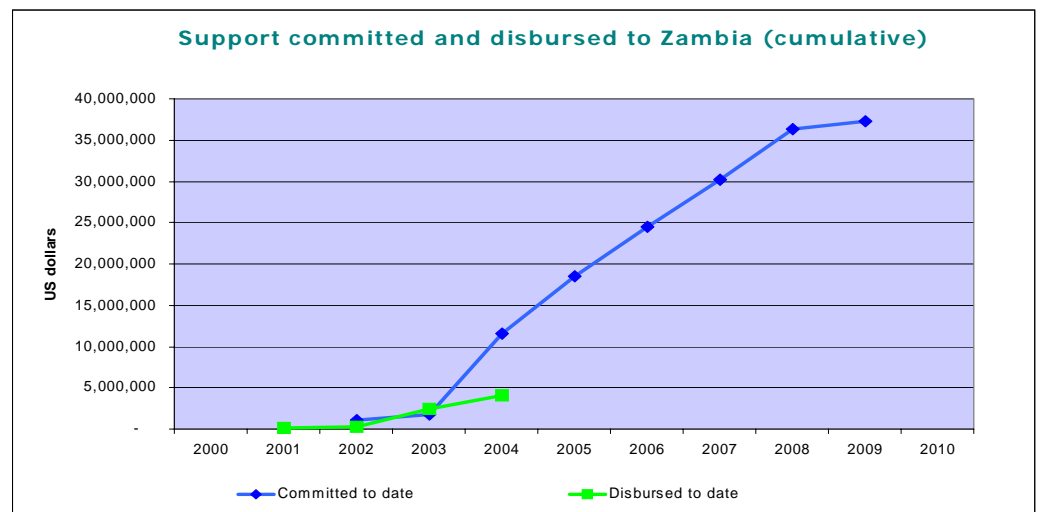
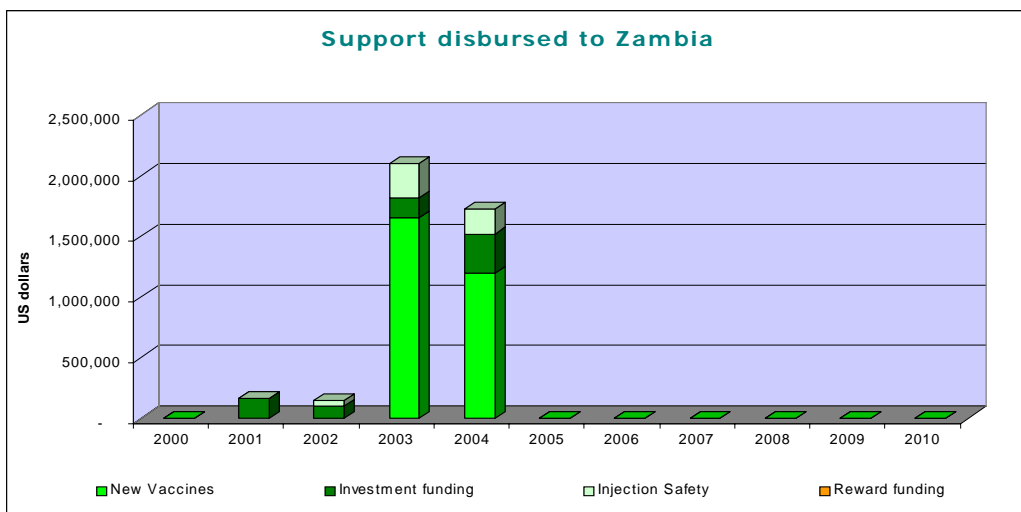
Country's multi-year immunization plan covers years **2001 to 2005**

Total value of support:

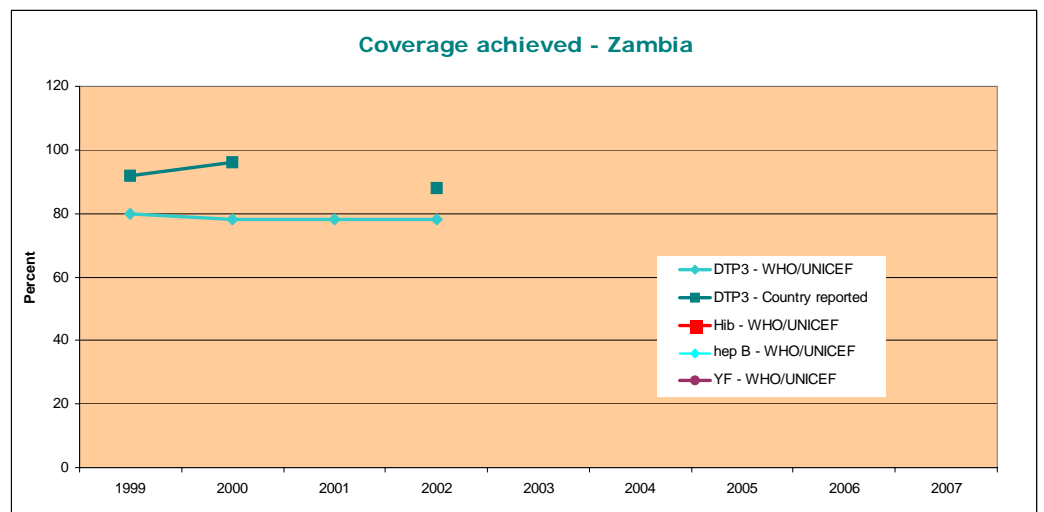
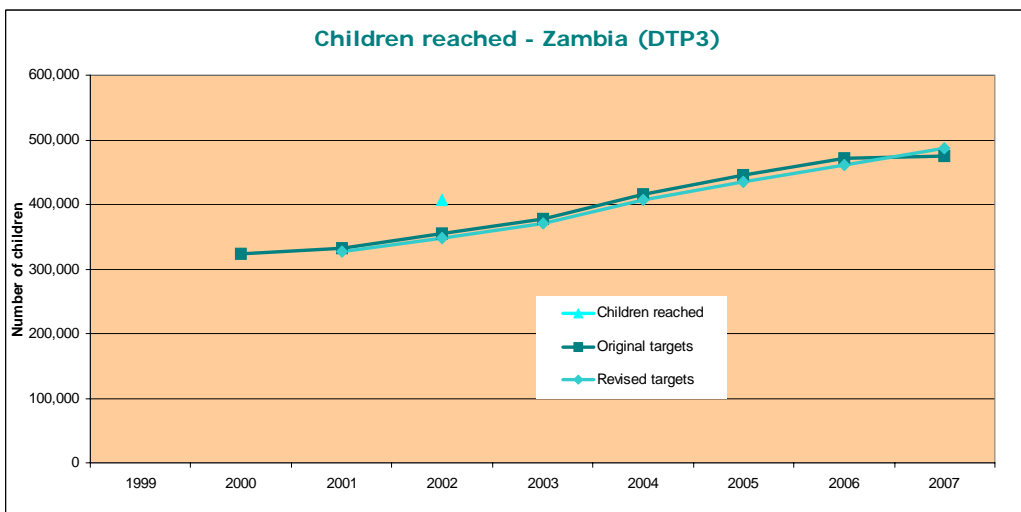
Hepatitis B vaccine (NVS - Hep B)	<b>\$33,491,000</b>
<i>Haemophilus influenzae b</i> vaccine (NVS - Hib)	<b>See above</b>
Yellow fever vaccine (NVS - YF)	<b>not eligible</b>
Injection safety (INS)	<b>\$762,500</b>
Cash support for immunization services (ISS)	<b>\$3,059,500</b>



INS - Injection Safety Support \*\*\* ISS - Immunization Services Support, can include onetime payment of \$100,000 \*\*\* NVS - New and Under-used Vaccine Support



## Country outcomes



## Select indicators

### Immunization system performance

% districts reporting greater than 80% coverage (DTP3)<sup>1</sup>: **74%**  
 % districts reporting less than 50% coverage (DTP3)<sup>1</sup>: **4%**  
 % dropout DTP3 vs. DTP1<sup>1</sup>:

### Other indicators

% of districts supplied with adequate number of AD syringes<sup>1</sup>: **0%**  
 % wastage for hep B, Hib<sup>1</sup>: -

### Financial sustainability

Total expenditure on health as % of GDP<sup>2</sup>: **5.7%**  
 What percentage of routine vaccine costs was financed by the government (including loans)<sup>1</sup>: -  
 % new vaccines paid for by GAVI: **100%**

1. 2003 Joint Reporting Form, WHO/UNICEF  
 2. 2003 World Health Report, World Health Organization