

Yemen

Country context



Total population ¹	20,732,511
Surviving infants ¹	840,000
Infant mortality rate (deaths under 12 months/1000) ¹	68
Child mortality rate (deaths under 5 years/1000) ¹	93
Amount spent on health/person ²	\$20
Gross National Income (GNI per capita) ³	\$490

GAVI specific information

Financial Sustainability Plan (FSP)	Due 2004
Data Quality Audit (DQA)	Scheduled 2005
Last progress report	Received 2003

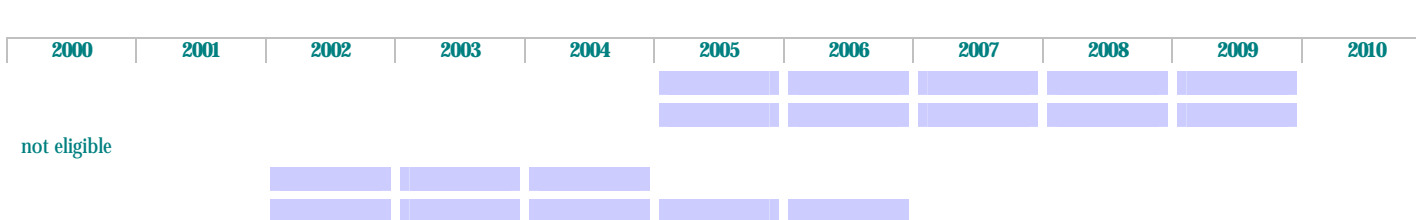
1. United Nations Population Division, estimates for 2004
2. 2003 World Health Report, World Health Organization, "Per capita total expenditure on health at average exchange rate (US\$)"
3. World Bank, 2002 GNI

GAVI /Vaccine Fund support

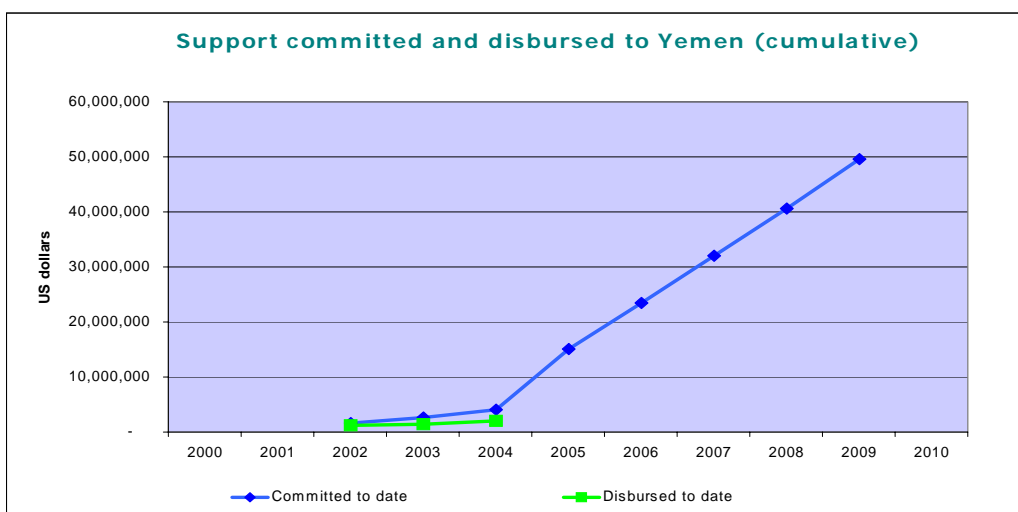
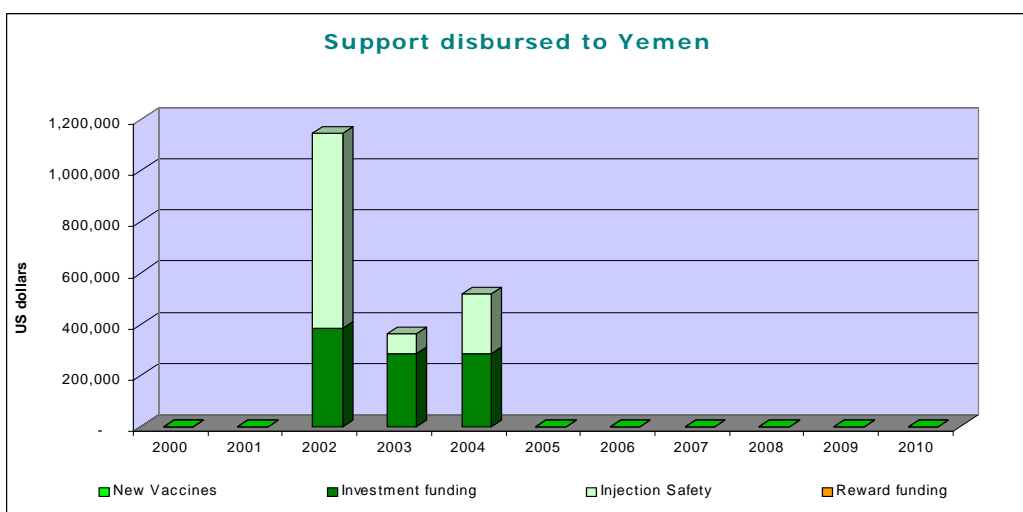
Country's multi-year immunization plan covers years **2001 to 2006**

Total value of support:

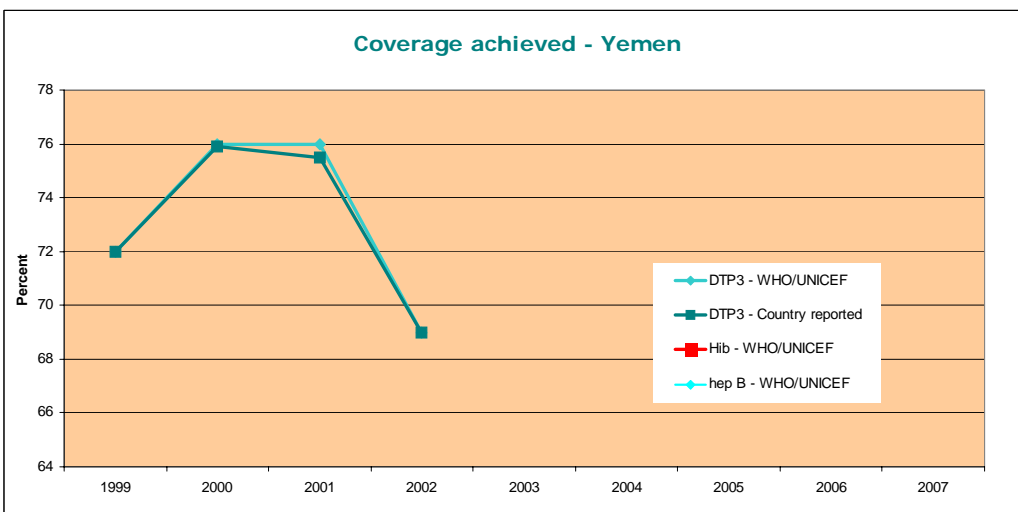
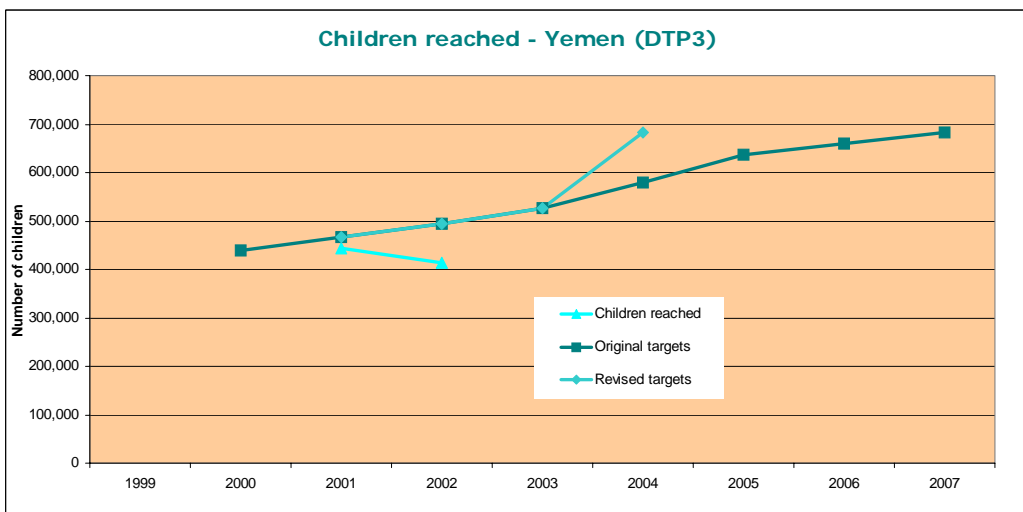
Hepatitis B vaccine (NVS - Hep B)	\$43,919,500
<i>Haemophilus influenzae b</i> vaccine (NVS - Hib)	See above
Yellow fever vaccine (NVS - YF)	not eligible
Injection safety (INS)	\$1,238,000
Cash support for immunization services (ISS)	\$4,442,000



INS - Injection Safety Support *** ISS - Immunization Services Support, can include onetime payment of \$100,000 *** NVS - New and Under-used Vaccine Support



Country outcomes



Select indicators

Immunization system performance

% districts reporting greater than 80% coverage (DTP3)¹: **24%**
 % districts reporting less than 50% coverage (DTP3)¹: **25%**
 % dropout DTP3 vs. DTP1¹: -

Other indicators

% of districts supplied with adequate number of AD syringes¹: **100%**
 % wastage for hep B, Hib¹: -
 Reported use of cash support
 % spent at district level: -

Financial sustainability

Total expenditure on health as % of GDP²: **4.5%**
 What percentage of routine vaccine costs was financed by the government (including loans)¹: -
 % new vaccines paid for by GAVI: -

1. 2003 Joint Reporting Form, WHO/UNICEF
 2. 2003 World Health Report, World Health Organization