

Ukraine

Country context

Total population ¹	48,150,809
Surviving infants ¹	404,000
Infant mortality rate (deaths under 12 months/1000) ¹	13
Child mortality rate (deaths under 5 years/1000) ¹	17
Amount spent on health/person ²	\$33
Gross National Income (GNI per capita) ³	\$780

GAVI specific information

Financial Sustainability Plan (FSP)	Due 2004
Data Quality Audit (DQA)	Not required
Last progress report	Received 2003

1. United Nations Population Division, estimates for 2004
2. 2003 World Health Report, World Health Organization, "Per capita total expenditure on health at average exchange rate (\$US)"
3. World Bank, 2002 GNI



GAVI /Vaccine Fund support

Country's multi-year immunization plan covers years **2001 to 2005**

Total value of support:

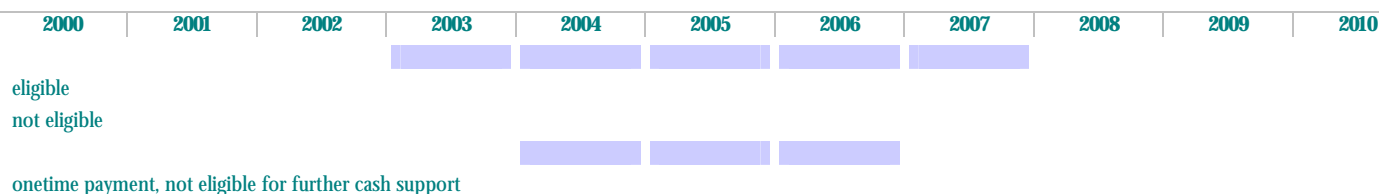
Hepatitis B vaccine (NVS - Hep B) **\$2,449,500**

Haemophilus influenzae b vaccine (NVS - Hib)

Yellow fever vaccine (NVS - YF)

Injection safety (INS) **\$747,500**

Cash support for immunization services (ISS) **\$100,000**



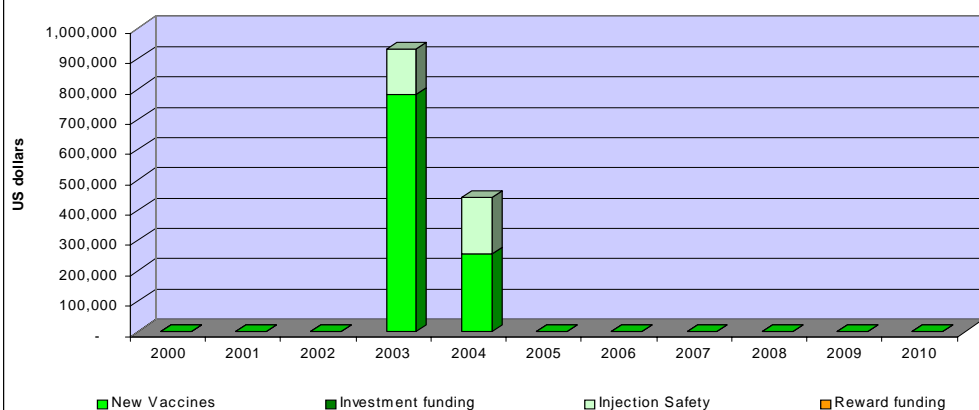
eligible

not eligible

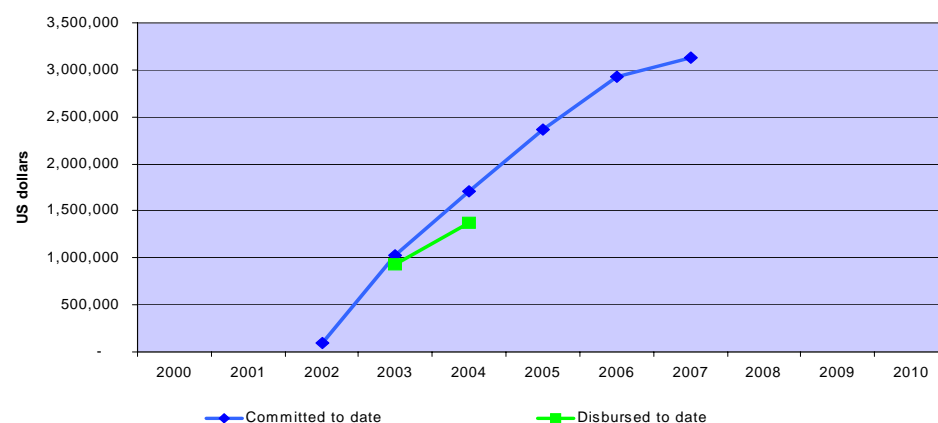
onetime payment, not eligible for further cash support

INS - Injection Safety Support *** ISS - Immunization Services Support, can include onetime payment of \$100,000 *** NVS - New and Under-used Vaccine Support

Support disbursed to Ukraine

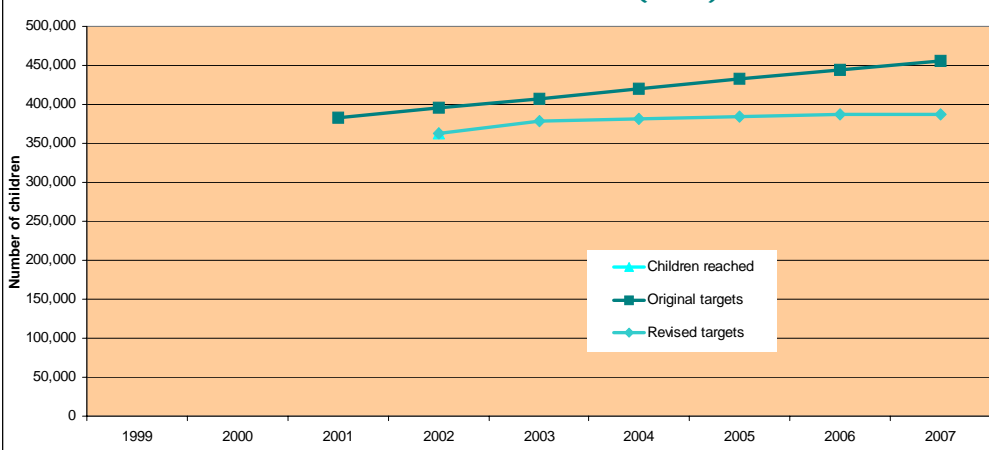


Support committed and disbursed to Ukraine (cumulative)

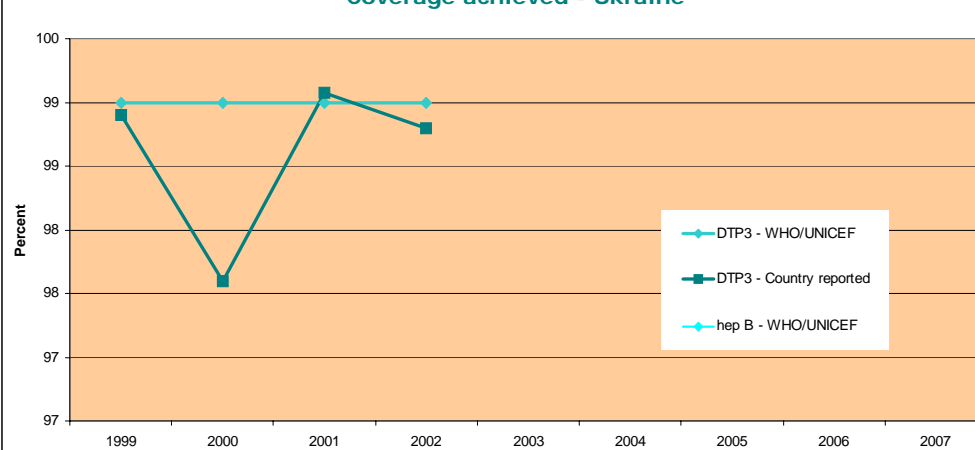


Country outcomes

Children reached - Ukraine (DTP3)



Coverage achieved - Ukraine



Select indicators

Immunization system performance

% districts reporting greater than 80% coverage (DTP3)¹: **100%**
 % districts reporting less than 50% coverage (DTP3)¹: **0%**
 % dropout DTP3 vs. DTP1¹: -

Other indicators

% of districts supplied with adequate number of AD syringes¹: **0%**
 % wastage for hep B, Hib¹: **30%, -**

Financial sustainability

Total expenditure on health as % of GDP²: **4.3%**
 What percentage of routine vaccine costs was financed by the government (including loans)¹: -
 % new vaccines paid for by GAVI: **100%**

1. 2003 Joint Reporting Form, WHO/UNICEF
 2. 2003 World Health Report, World Health Organization