

Timor Leste

Country context

Total population ¹	820,246
Surviving infants ¹	16,000
Infant mortality rate (deaths under 12 months/1000) ¹	120
Child mortality rate (deaths under 5 years/1000) ¹	177
Amount spent on health/person ²	\$42
Gross National Income (GNI per capita) ³	\$520

GAVI specific information

Financial Sustainability Plan (FSP)	n/a
Data Quality Audit (DQA)	n/a
Last progress report	n/a

1. United Nations Population Division, estimates for 2004
2. 2003 World Health Report, World Health Organization, "Per capita total expenditure on health at average exchange rate (\$US)"
3. World Bank, 2002 GNI



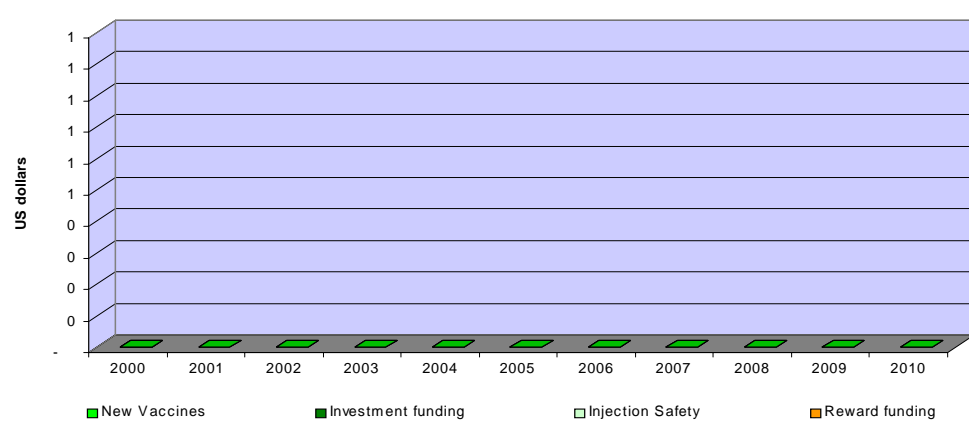
GAVI/Vaccine Fund support

Country's multi-year immunization plan covers years **n/a**

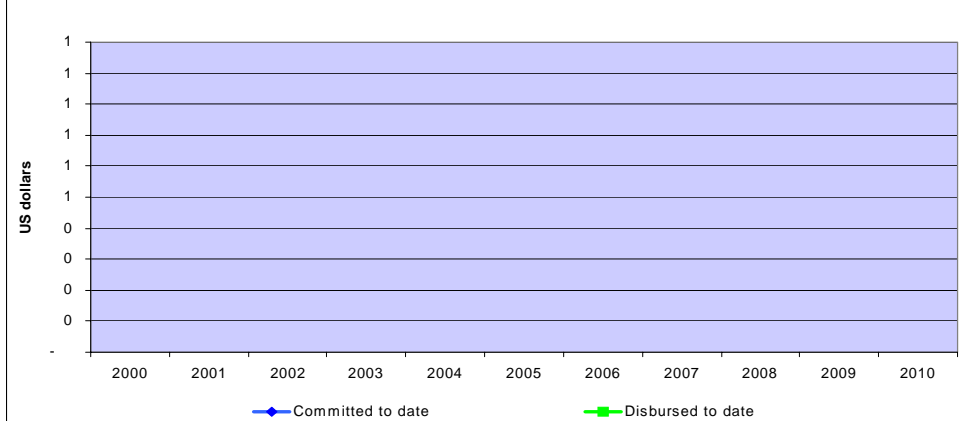
Total value of support:	2000	2001	2002	2003	2004	2005	2006	2007	2008	2009	2010
Hepatitis B vaccine (NVS - Hep B)	not eligible										
<i>Haemophilus influenzae</i> b vaccine (NVS - Hib)	not eligible										
Yellow fever vaccine (NVS - YF)	not eligible										
Injection safety (INS)	eligible										
Cash support for immunization services (ISS)	eligible										

INS - Injection Safety Support *** ISS - Immunization Services Support, can include onetime payment of \$100,000 *** NVS - New and Under-used Vaccine Support

Support disbursed to Timor Leste

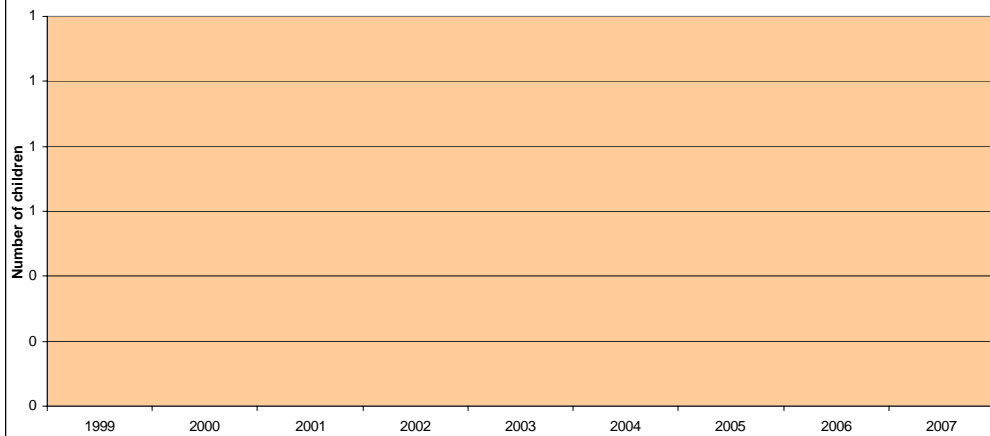


Support committed and disbursed to Timor Leste (cumulative)

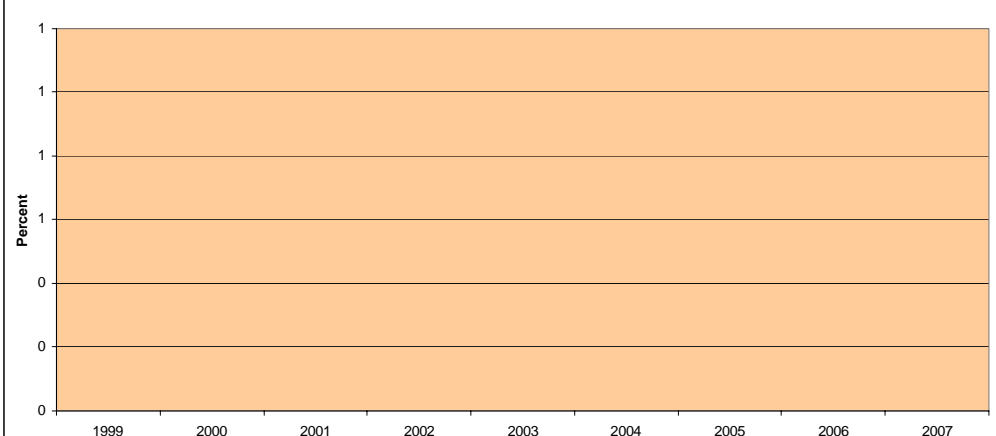


Country outcomes

Children reached - Timor Leste (DTP3)



Coverage achieved - Timor Leste



Select indicators

Immunization system performance

- % districts reporting greater than 80% coverage (DTP3)¹: -
- % districts reporting less than 50% coverage (DTP3)¹: -
- % dropout DTP3 vs. DTP1¹: **28%**

Other indicators

- % of districts supplied with adequate number of AD syringes¹: -
- % wastage for hep B, Hib¹: -

Financial sustainability

- Total expenditure on health as % of GDP²: **9.8%**
- What percentage of routine vaccine costs was financed by the government (including loans)¹: -
- % new vaccines paid for by GAVI: -

1. 2003 Joint Reporting Form, WHO/UNICEF
2. 2003 World Health Report, World Health Organization