

# Sierra Leone

## Country context

Total population <sup>1</sup>	<b>5,168,351</b>
Surviving infants <sup>1</sup>	<b>202,000</b>
Infant mortality rate (deaths under 12 months/1000) <sup>1</sup>	<b>175</b>
Child mortality rate (deaths under 5 years/1000) <sup>1</sup>	<b>301</b>
Amount spent on health/person <sup>2</sup>	<b>\$7</b>
Gross National Income (GNI per capita) <sup>3</sup>	<b>\$140</b>

### GAVI specific information

Financial Sustainability Plan (FSP)	<b>Received 2003</b>
Data Quality Audit (DQA)	<b>Scheduled 2004</b>
Last progress report	<b>Received 2003</b>

1. United Nations Population Division, estimates for 2004
2. 2003 World Health Report, World Health Organization, "Per capita total expenditure on health at average exchange rate (\$US)"
3. World Bank, 2002 GNI



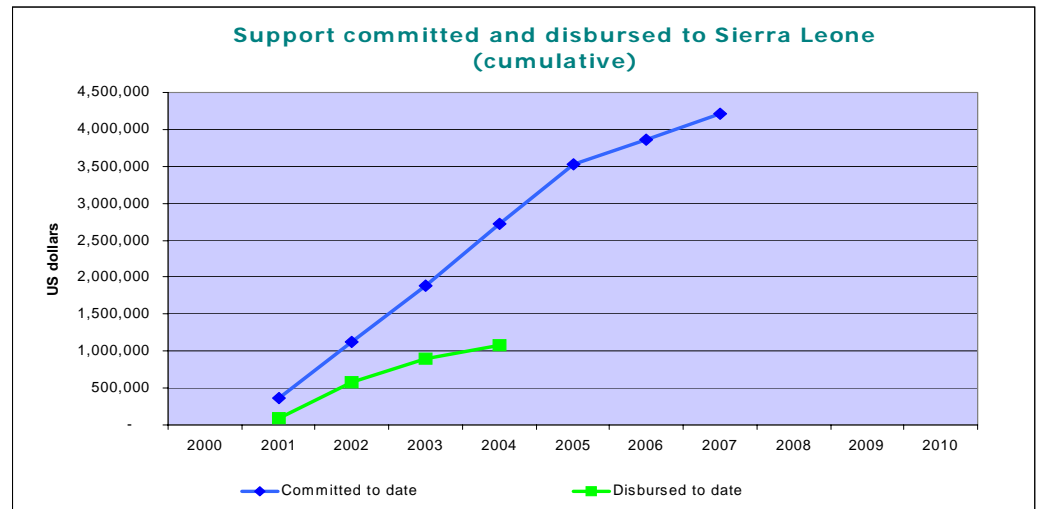
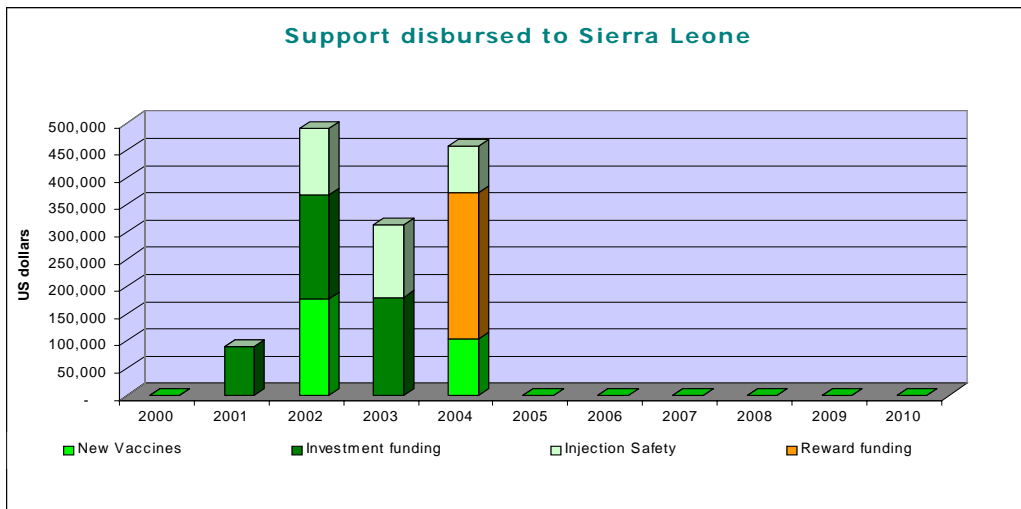
## GAVI/Vaccine Fund support

Country's multi-year immunization plan covers years **2001 to 2005**

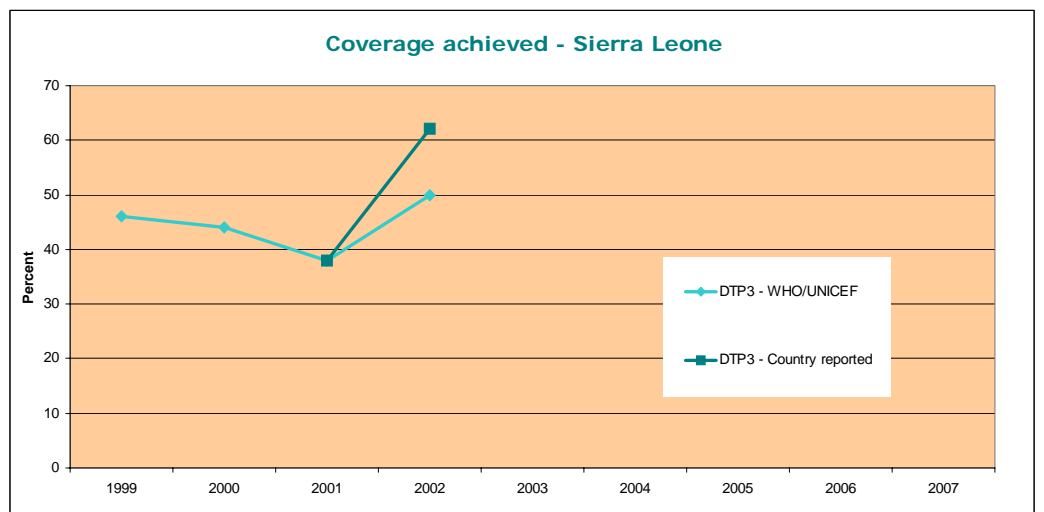
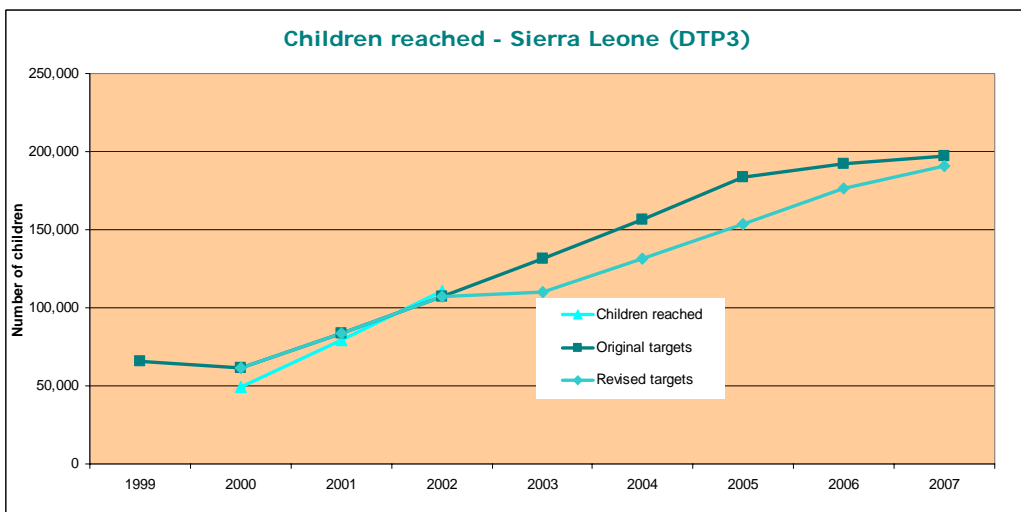
Total value of support:

	2000	2001	2002	2003	2004	2005	2006	2007	2008	2009	2010
Hepatitis B vaccine (NVS - Hep B)	eligible										
<i>Haemophilus influenzae b</i> vaccine (NVS - Hib)	eligible										
Yellow fever vaccine (NVS - YF)											
Injection safety (INS)											
Cash support for immunization services (ISS)											
<b>Total value of support</b>											

INS - Injection Safety Support \*\*\* ISS - Immunization Services Support, can include onetime payment of \$100,000 \*\*\* NVS - New and Under-used Vaccine Support



## Country outcomes



## Select indicators

### Immunization system performance

- % districts reporting greater than 80% coverage (DTP3)<sup>1</sup>: **8%**
- % districts reporting less than 50% coverage (DTP3)<sup>1</sup>: **23%**
- % dropout DTP3 vs. DTP1<sup>1</sup>: **43%**

### Other indicators

- % of districts supplied with adequate number of AD syringes<sup>1</sup>: **100%**
- % wastage for hep B, Hib<sup>1</sup>: **-**
- Reported use of cash support**
- % spent at district level: **64%**

### Financial sustainability

- Total expenditure on health as % of GDP<sup>2</sup>: **4.3%**
- What percentage of routine vaccine costs was financed by the government (including loans)<sup>1</sup>: **10%**
- % new vaccines paid for by GAVI: **100%**

1. 2003 Joint Reporting Form, WHO/UNICEF  
2. 2003 World Health Report, World Health Organization