

Madagascar



Country context

Total population ¹	17,900,932
Surviving infants ¹	655,000
Infant mortality rate (deaths under 12 months/1000) ¹	89
Child mortality rate (deaths under 5 years/1000) ¹	143
Amount spent on health/person ²	\$6
Gross National Income (GNI per capita) ³	\$230

GAVI specific information

Financial Sustainability Plan (FSP)	Received 2003
Data Quality Audit (DQA)	Scheduled 2005
Last progress report	Received 2003

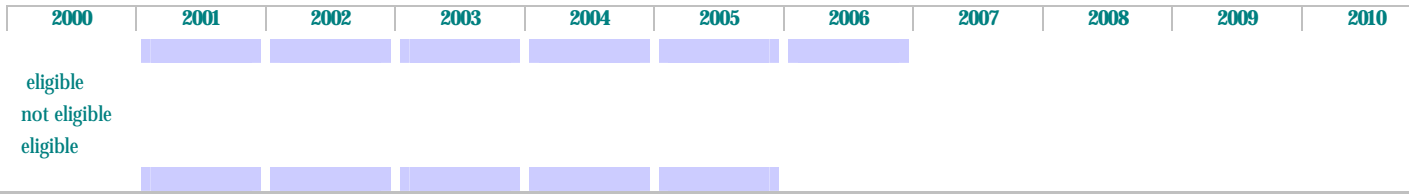
1. United Nations Population Division, estimates for 2004
2. 2003 World Health Report, World Health Organization, "Per capita total expenditure on health at average exchange rate (\$US)"
3. World Bank, 2002 GNI

GAVI /Vaccine Fund support

Country's multi-year immunization plan covers years **2000 to 2005**

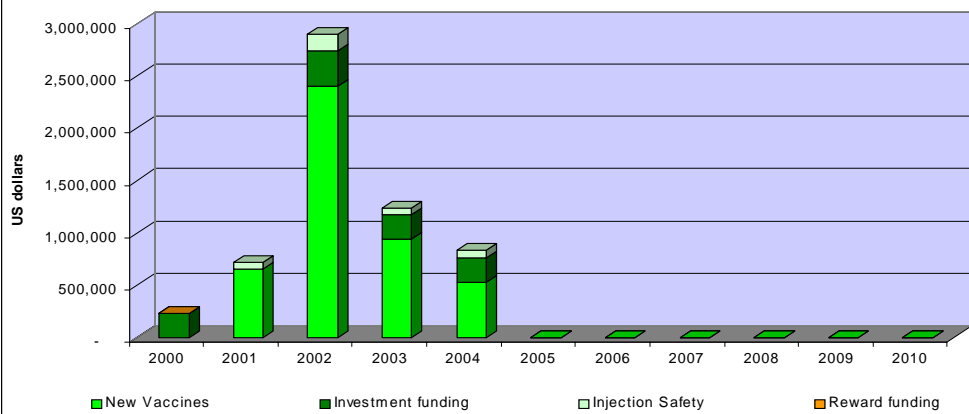
Total value of support:

Hepatitis B vaccine (NVS - Hep B)	\$13,817,000
<i>Haemophilus influenzae b</i> vaccine (NVS - Hib)	eligible
Yellow fever vaccine (NVS - YF)	not eligible
Injection safety (INS)	eligible
Cash support for immunization services (ISS)	\$4,377,500

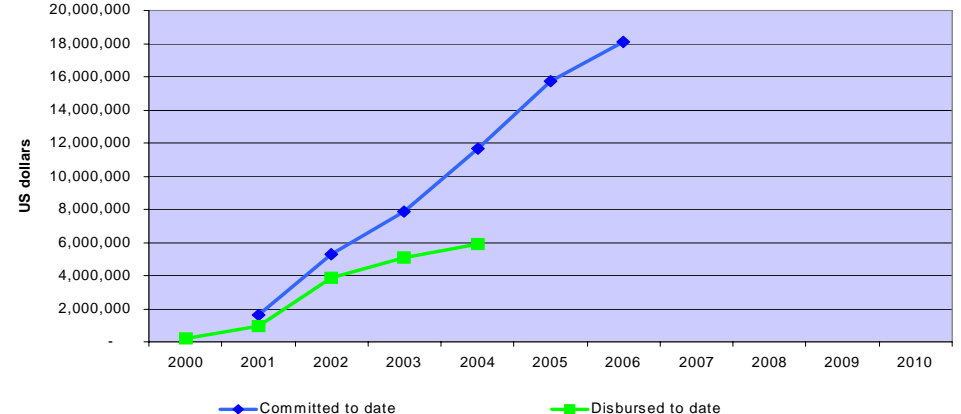


INS - Injection Safety Support *** ISS - Immunization Services Support, can include onetime payment of \$100,000 *** NVS - New and Under-used Vaccine Support

Support disbursed to Madagascar

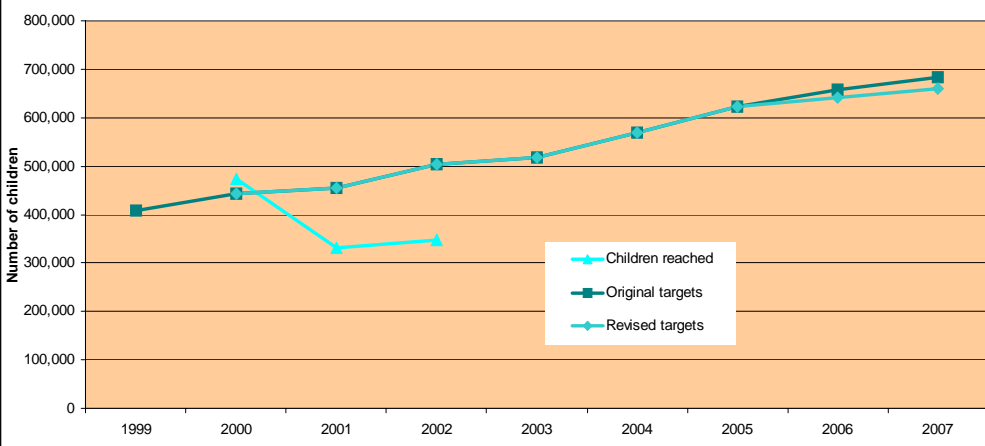


Support committed and disbursed to Madagascar (cumulative)

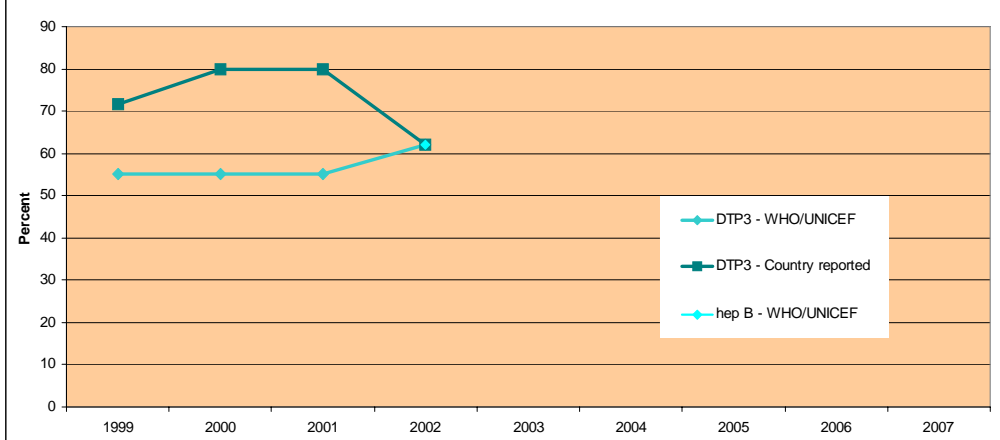


Country outcomes

Children reached - Madagascar (DTP3)



Coverage achieved - Madagascar



Select indicators

Immunization system performance

% districts reporting greater than 80% coverage (DTP3)¹: **23%**
 % districts reporting less than 50% coverage (DTP3)¹: **38%**
 % dropout DTP3 vs. DTP1¹: **18%**

Other indicators

% of districts supplied with adequate number of AD syringes¹: **88%**
 % wastage for hep B, Hib¹: **14%, -**
Reported use of cash support
 % spent at district level: **8%**

Financial sustainability

Total expenditure on health as % of GDP²: **2%**
 What percentage of routine vaccine costs was financed by the government (including loans)¹: **18%**
 % new vaccines paid for by GAVI: **100%**

1. 2003 Joint Reporting Form, WHO/UNICEF
 2. 2003 World Health Report, World Health Organization



The Global Alliance for Vaccines and Immunization and its financing arm, The Vaccine Fund, is a partnership dedicated to saving children's lives and protecting people's health through the widespread use of vaccines. Harnessing the strengths and experience of multiple partners in immunization (WHO, UNICEF, the World Bank, the Bill & Melinda Gates Foundation, NGOs, country governments and the vaccine industry), the GAVI partnership provides poor countries with catalytic financial aid and other assistance. GAVI fact sheets are published annually (February) by the GAVI Secretariat and the information contained therein may not be the most up-to-date obtainable. Please contact the Secretariat at gavi@unicef.org with any questions. Download from: http://www.vaccinealliance.org/home/Support_to_Country/country_profiles.php
 This profile updated: **14 May 2004**

