

# Central African Republic

## Country context



Total population <sup>1</sup>	<b>3,911,547</b>
Surviving infants <sup>1</sup>	<b>130,000</b>
Infant mortality rate (deaths under 12 months/1000) <sup>1</sup>	<b>100</b>
Child mortality rate (deaths under 5 years/1000) <sup>1</sup>	<b>170</b>
Amount spent on health/person <sup>2</sup>	<b>\$12</b>
Gross National Income (GNI per capita) <sup>3</sup>	<b>\$250</b>

### GAVI specific information

Financial Sustainability Plan (FSP)	<b>Due 2004</b>
Data Quality Audit (DQA)	<b>Scheduled 2004</b>
Last progress report	<b>Received 2003</b>

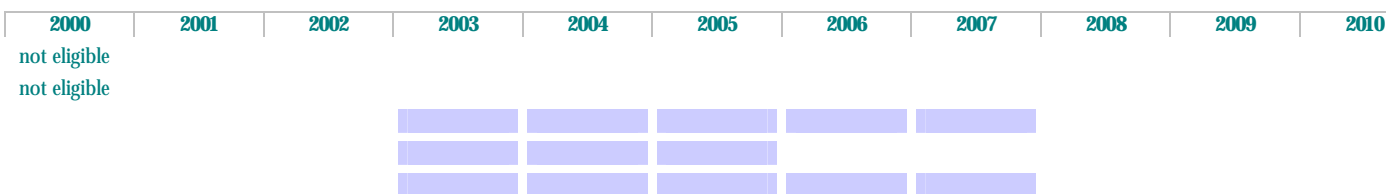
1. United Nations Population Division, estimates for 2004
2. 2003 World Health Report, World Health Organization, "Per capita total expenditure on health at average exchange rate (\$US)"
3. World Bank, 2002 GNI

## GAVI/Vaccine Fund support

Country's multi-year immunization plan covers years **2003 to 2007**

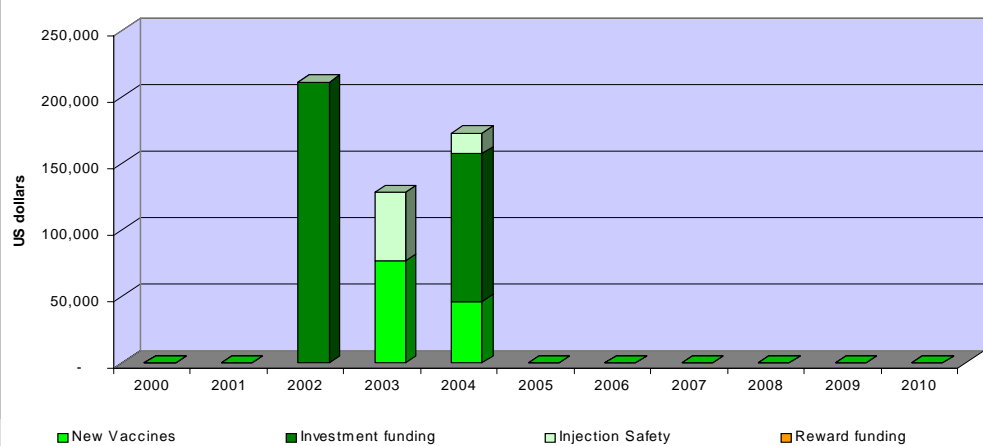
Total value of support:

Hepatitis B vaccine (NVS - Hep B)	not eligible
<i>Haemophilus influenzae b</i> vaccine (NVS - Hib)	not eligible
Yellow fever vaccine (NVS - YF)	<b>\$630,000</b>
Injection safety (INS)	<b>\$156,000</b>
Cash support for immunization services (ISS)	<b>\$1,937,000</b>

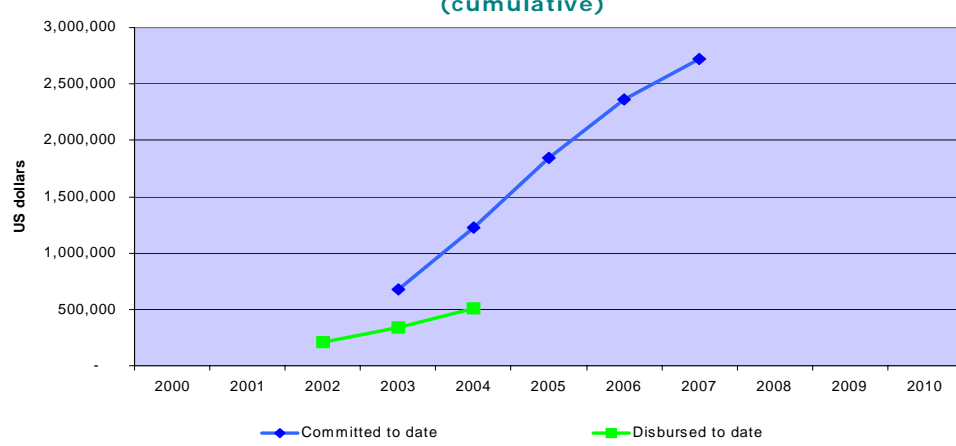


INS - Injection Safety Support \*\*\* ISS - Immunization Services Support, can include onetime payment of \$100,000 \*\*\* NVS - New and Under-used Vaccine Support

### Support disbursed to Central African Republic

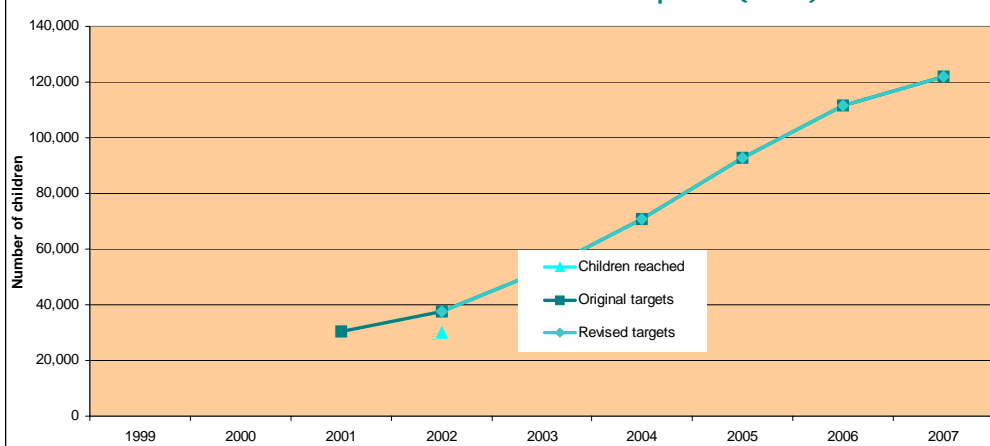


### Support committed and disbursed to Central African Republic (cumulative)

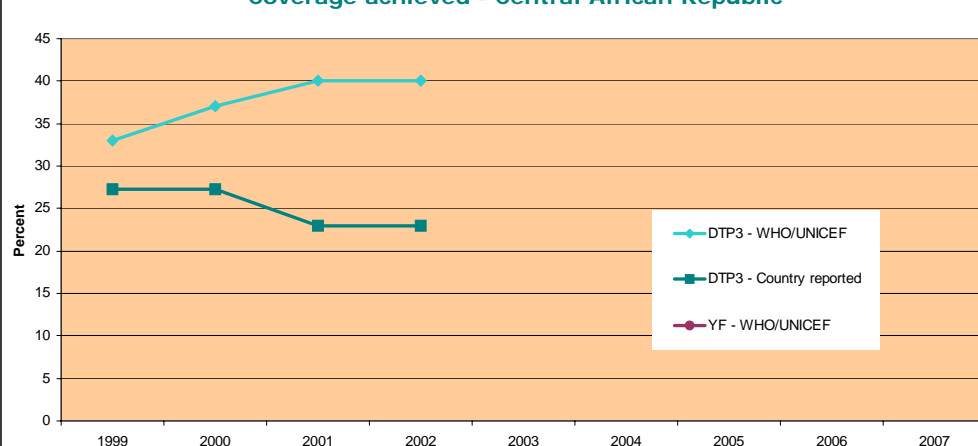


## Country outcomes

### Children reached - Central African Republic (DTP3)



### Coverage achieved - Central African Republic



## Select indicators

### Immunization system performance

- % districts reporting greater than 80% coverage (DTP3)<sup>1</sup>: **0%**
- % districts reporting less than 50% coverage (DTP3)<sup>1</sup>: **92%**
- % dropout DTP3 vs. DTP1<sup>1</sup>: **21%**

### Other indicators

- % of districts supplied with adequate number of AD syringes<sup>1</sup>: -
- % wastage for hep B, Hib<sup>1</sup>: -

### Financial sustainability

- Total expenditure on health as % of GDP<sup>2</sup>: **4.5%**
- What percentage of routine vaccine costs was financed by the government (including loans)<sup>1</sup>: **4%**
- % new vaccines paid for by GAVI: **100%**

1. 2003 Joint Reporting Form, WHO/UNICEF  
2. 2003 World Health Report, World Health Organization



The Global Alliance for Vaccines and Immunization and its financing arm, The Vaccine Fund, is a partnership dedicated to saving children's lives and protecting people's health through the widespread use of vaccines. Harnessing the strengths and experience of multiple partners in immunization (WHO, UNICEF, the World Bank, the Bill & Melinda Gates Foundation, NGOs, country governments and the vaccine industry), the GAVI partnership provides poor countries with catalytic financial aid and other assistance. GAVI fact sheets are published annually (February) by the GAVI Secretariat and the information contained therein may not be the most up-to-date obtainable. Please contact the Secretariat at [gavi@unicef.org](mailto:gavi@unicef.org) with any questions. Download from: [http://www.vaccinealliance.org/home/Support\\_to\\_Country/country\\_profiles.php](http://www.vaccinealliance.org/home/Support_to_Country/country_profiles.php)  
This profile updated: 14 May 2004

